



FAIRY S100 B

## FAIRY Series

IP66 Garden Light



## BENEFIT & FEATURES

- Modular designed pathway light with IP66 waterproof rating, perfect for outdoor use
- Twist&Lock covers are interchangeable, styles can be custom made
- Press button for CCT changeable, warm 2200K or cozy 3000K
- Extension poles are available with shrubbery growing
- Multiple installation accessories; Pole, Spike or base mounting
- Triple layer coating, ensuring over 1000hours of salt mist test, suitable for seaside installations
- 24VDC or 220-240VAC input are optional
- Wider light distribution 130° achieved by advanced lens design
- Invisible screws for esthetic appeal
- 5 years warranty

- The top cover is designed to prevent loss, requiring a downward press to unlock, similar to the safety cap mechanism.



- Interchangeable Covers



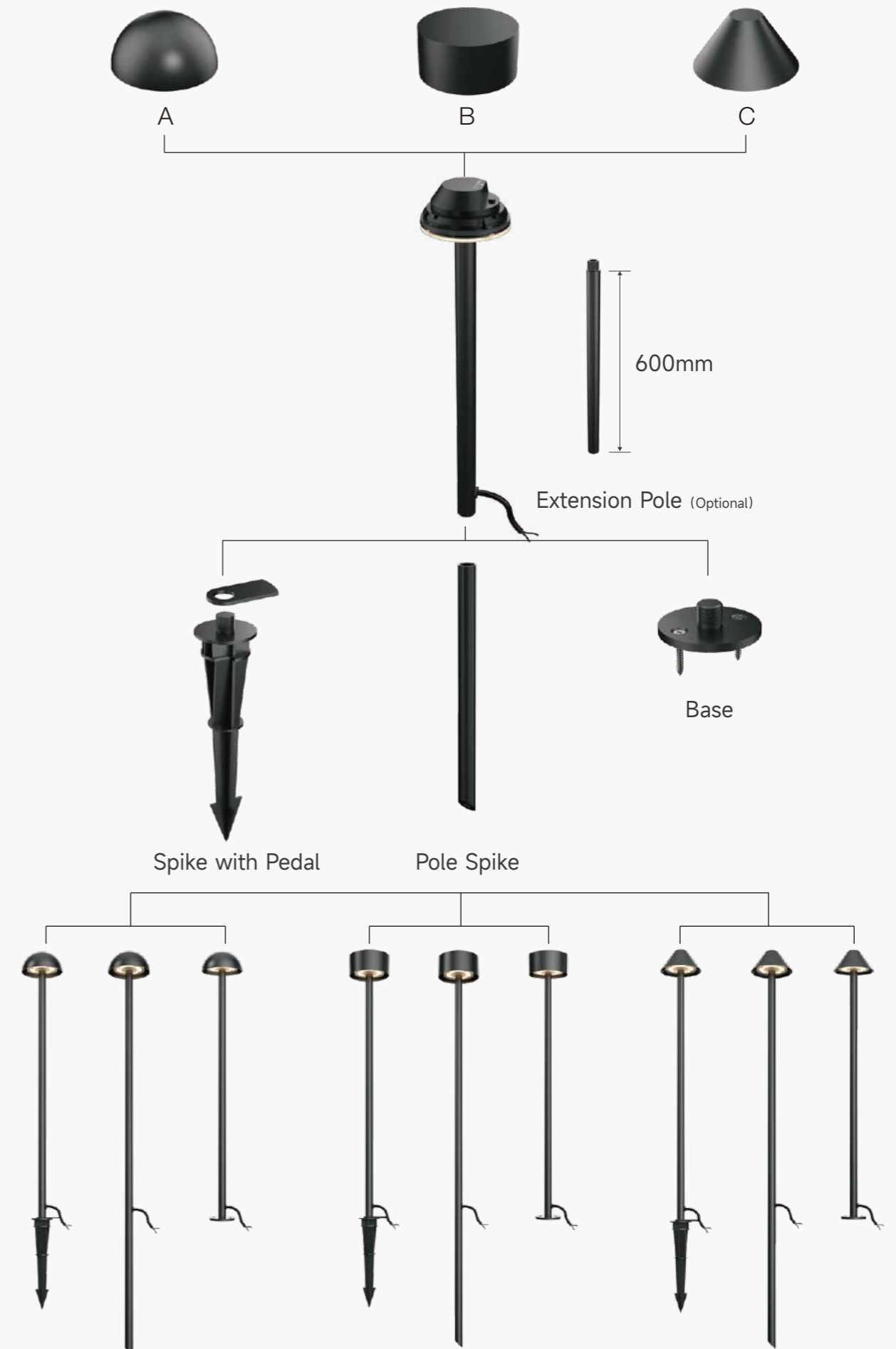
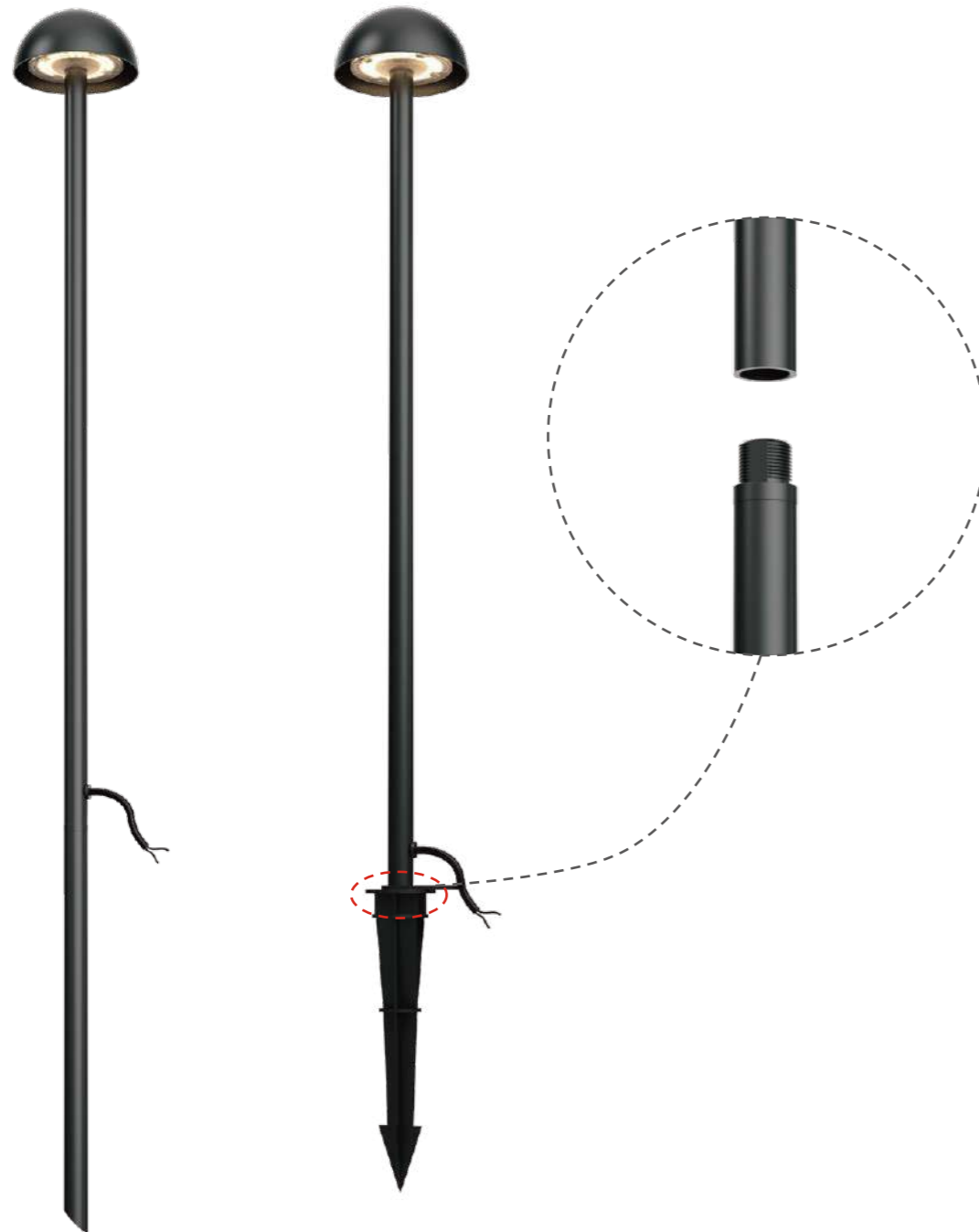
- 2200K/3000K Selectable

- Press button for 2CCT changeable



# Benefit & Features

Extension poles available with shrubbery growing



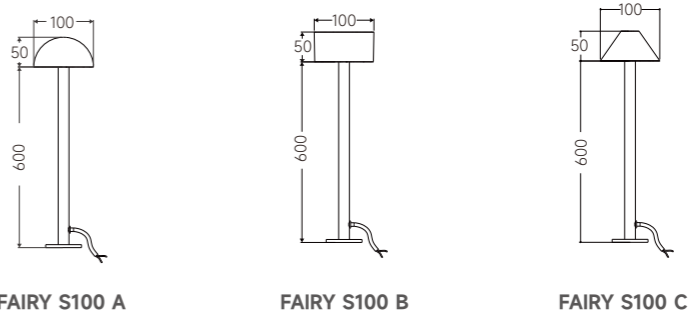


FAIRY S100 A



FAIRY S100 C

Drawing

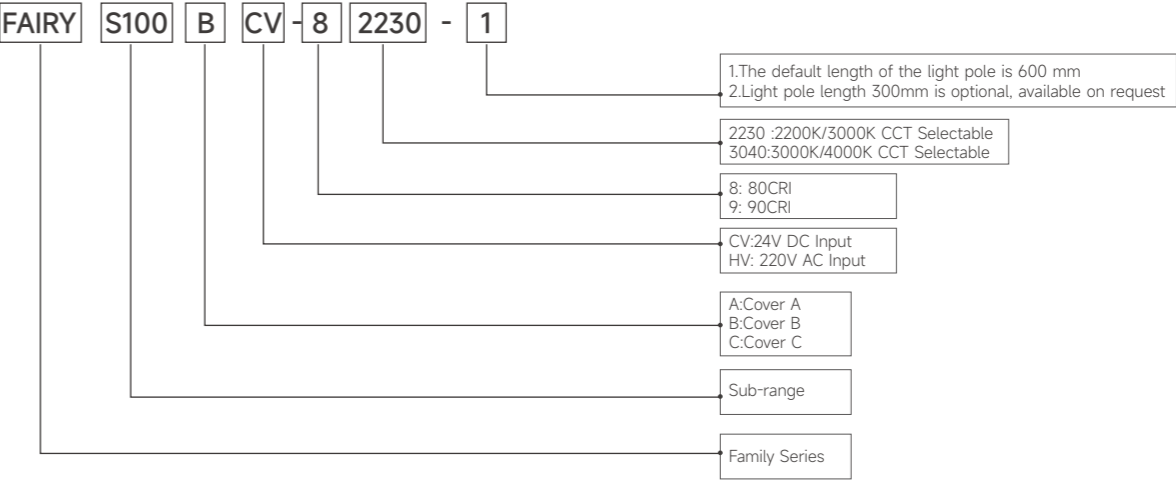


Order Options

FAIRY S100 CV							
Code	System LM	LED W	System W	Input Voltage	CRI	CCT	Beam
FAIRY S100 A CV-82230							
FAIRY S100 B CV-82230	260 /390lm	4W	5W	24V DC	80	2200/3000K	130°
FAIRY S100 C CV-82230							

FAIRY S100 HV							
Code	System LM	LED W	System W	Input Voltage	CRI	CCT	Beam
FAIRY S100 A HV-82230							
FAIRY S100 B HV-82230	390 /480lm	6W	7W	220-240VAC	80	2200/3000K	130°
FAIRY S100 C HV-82230							

CODE



Accessory



MT01  
Pole spike  
For soft soil



MT02  
Spike with pedal  
For hard soil



MT03  
Base  
For wood or concrete



EP300  
Extension Pole 300mm  
Length can be tailored