



TESLA Series

DOWNLIGHT

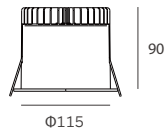


TS4

Downlight



Drawing



Order Options

Code	LED Power	System Wattage	System Output	System Efficacy	CRI	CCT	BEAM
TS4-8W-830	8W	10W	1200 lm	120 lm/W	Ra>80	3000K	60°
TS4-8W-840	8W	10W	1300 lm	130 lm/W	Ra>80	4000K	60°
TS4-11W-830	11W	13W	1700 lm	130 lm/W	Ra>80	3000K	60°
TS4-11W-840	11W	13W	1800 lm	138 lm/W	Ra>80	4000K	60°