

## Headquarters

### Office:

10/F, Building A, Sen Yang High-Tech Park,  
KeLian Road, GuangMing High-Tech Area,  
GuangMing District, Shenzhen, China.

Tel: (+86) 755 3669 7711  
E-mail: Sales@e-litelighting.com  
www.e-litelighting.com

### Factory:

Nairui Industrial Park, No.9, Xin Le Wu Road,  
Ma'an Town, Huicheng District,  
Huizhou, Guangdong, China



E-LITE®

E-LITE LIGHTING CO.,LTD.

2022

E-LITE®

# Linear Lighting System

LINK60 SERIES





# Index


- 02 INDEX
- 03 LINK 60 SERIES FEATURES
- 15 LINK 60 PRODUCT INTRODUCTION
- 17 CODE SYSTEM
- 19 SYMBOLS & ICONS




# 1

## UGR<19

- Profile system made of extruded aluminum with 65mm width,
- 3 installation way:surface mounted, suspended and recessed.



UGR<19



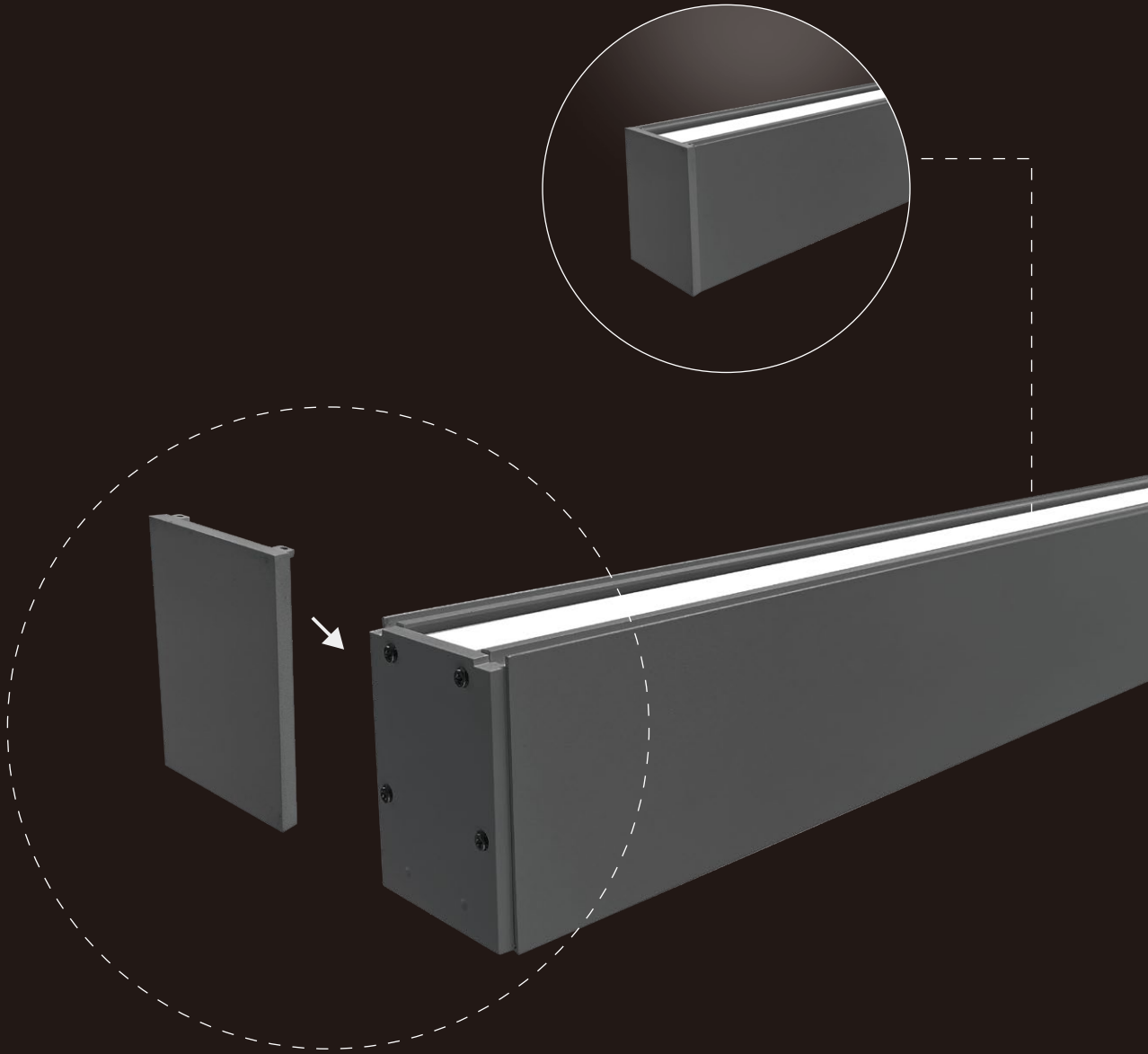
2 **Ultra-long flexible diffuser**

- Up to 30m long without light leakage.
- Microprism craftsmanship,uniform and soft light.



3 **No light leakage**


- Double end cap design without light leakage and visible screws.
- Easy disassembly for continuous connection.





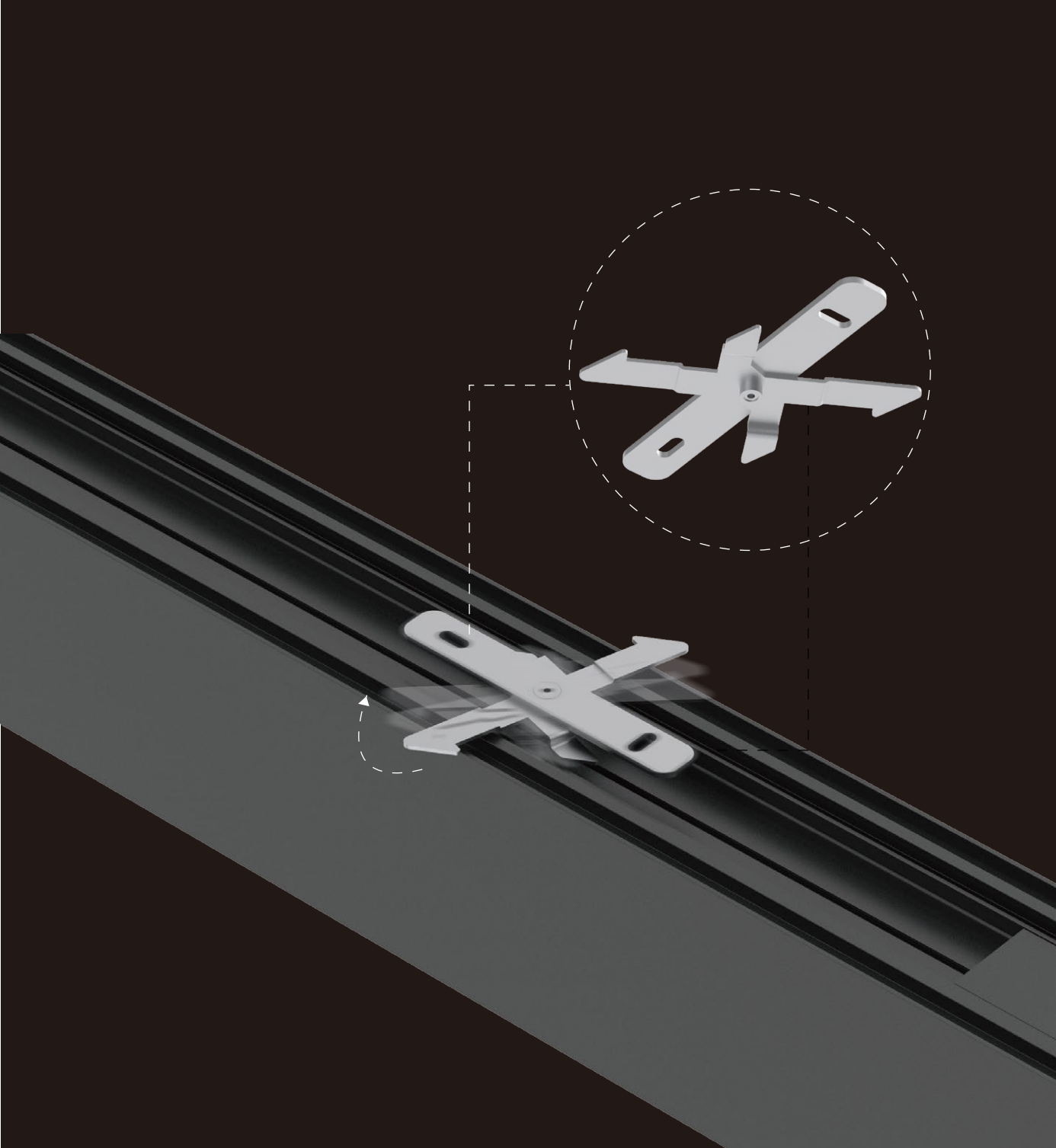
4 Seamless connection

· Standard accessories,tight connection without light leakage.

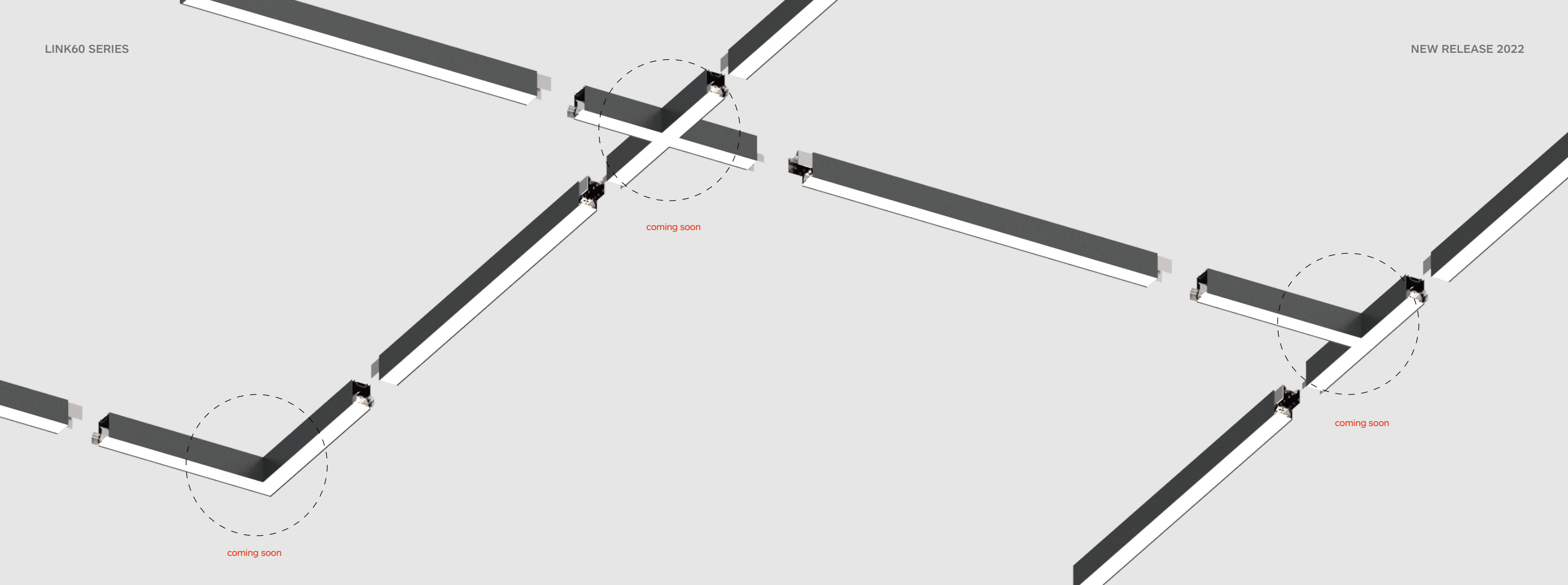


5 Surface mounted accessories

· Rotary clip design for convenient installation.







6

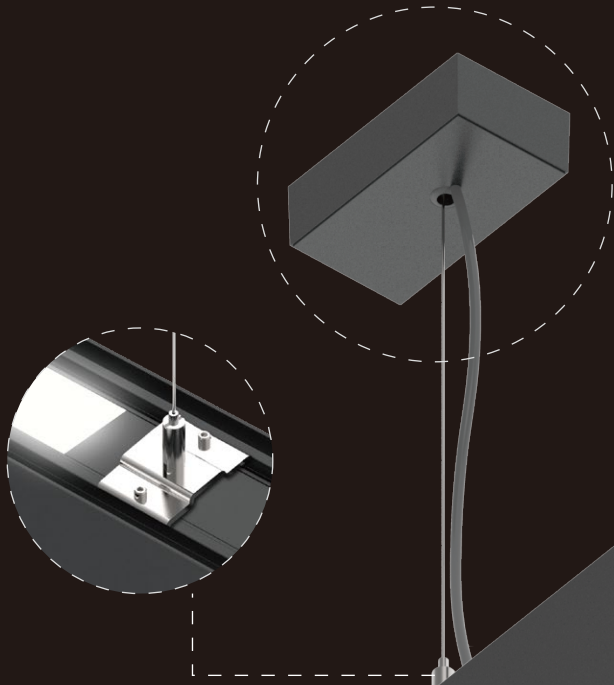
Connection accessories

- Four kinds of corner,
- No need complex cutting.

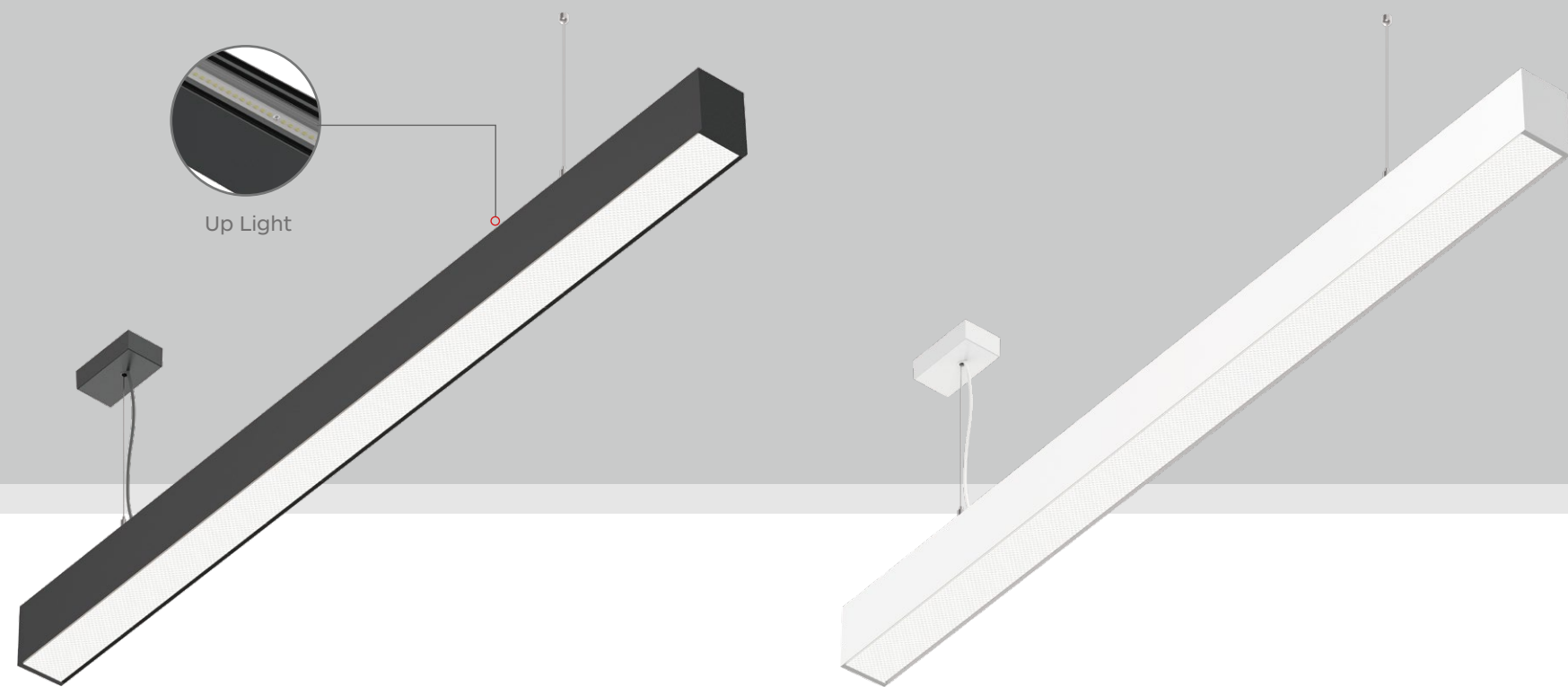




7 / **Canopy BOX**  
· Aesthetics of appearance.

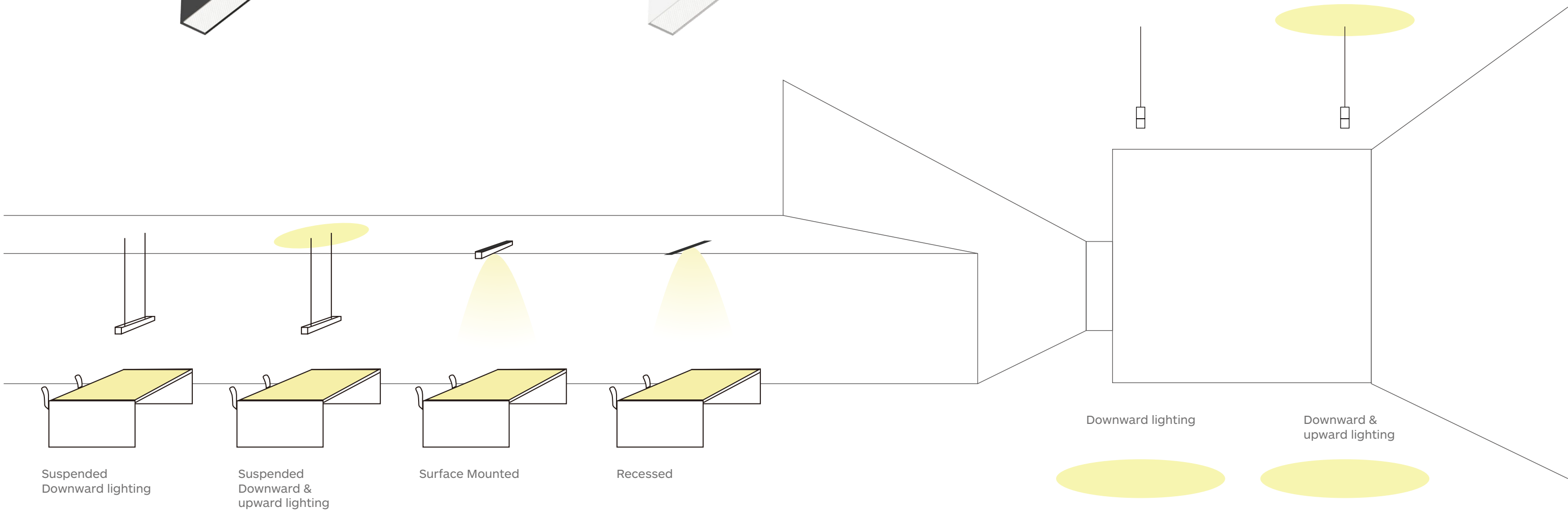




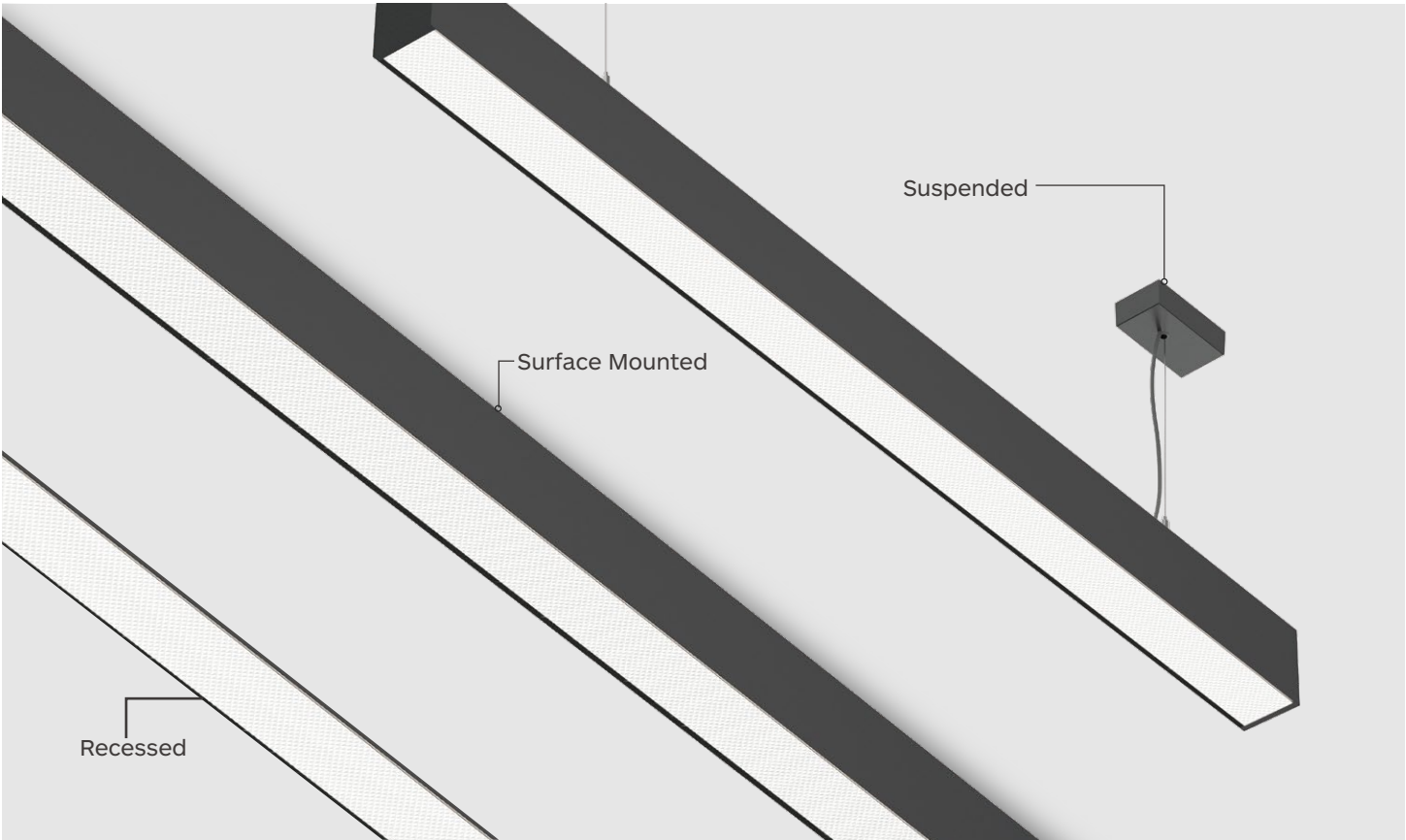


Always the right light distribution

Whatever you wish to illuminate, with E-lite you'll find the right light distribution.







# Linear Lighting System

## LINK60 Series



### FEATURES

- Adopt Microprism mask with UGR<19,provide comfortable lighting
- Total system lighting Efficacy is up to 104LM/W
- Surface treatment process of high-quality profiles
- The end cap is no visble screws
- Pre-wired gear tray for quick installation

### TECHNICAL DATA

Luminous flux of luminaire	2500lm-6730lm
Colour temperature	3000K,4000K
Colour Rendering Index (CRI)	Ra>80
Maintained luminous flux	L70[B50] 50'000H
Glare value	UGR < 19
Protection class	I
Ingress Protection	IP20

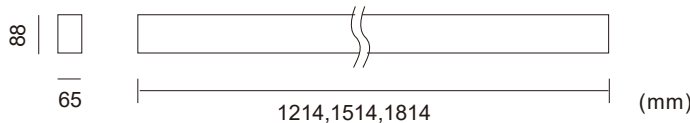
### SPECIFICATIONS

- Illumination type: Downward & upward lighting
- Indirect lighting can brighten the ceiling and create a comfortable and transparent light environment
- Samsung LEDs
- Dimming modes: ON-OFF, 1-10V, DALI
- Length options: 1.2m, 1.5m, 1.8m
- Installation: surface mounted, suspended and recessed

### PROFILE COLOUR



### Drawings



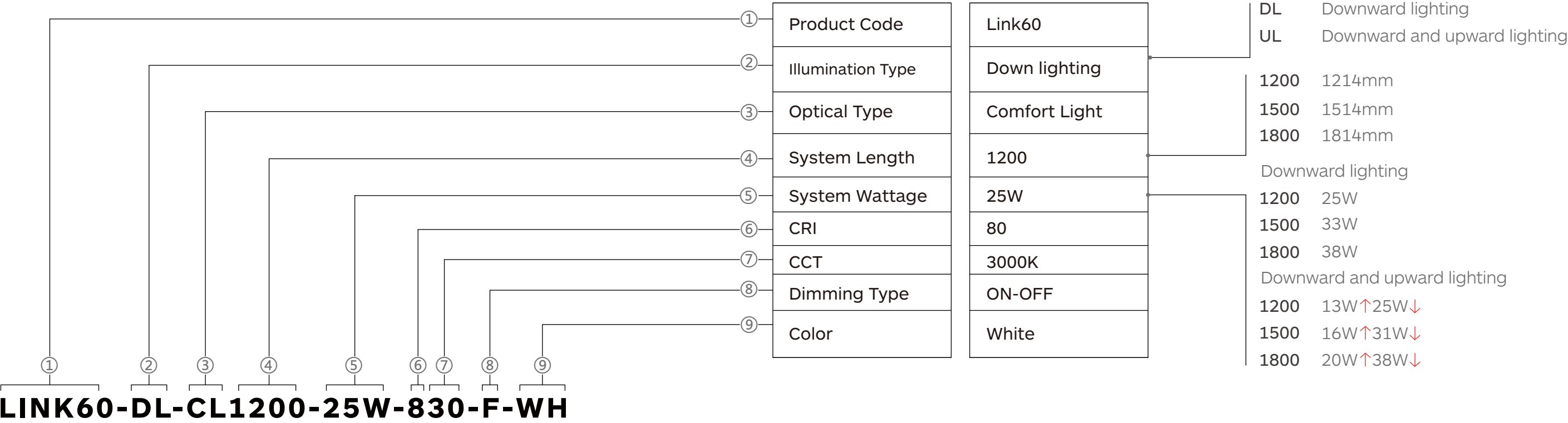
### Order Options

Downward lighting						
Code	LED W	System W	System LM	CRI	CCT	Beam
1200MM UGR<19						
LINK60-DL-CL1200-25W-830	23W	25W	2500lm	>80	3000K	80°
LINK60-DL-CL1200-25W-840	23W	25W	2600lm		4000K	
1500MM UGR<19						
LINK60-DL-CL1500-33W-830	30W	33W	3300lm	>80	3000K	80°
LINK60-DL-CL1500-33W-840	30W	33W	3440lm		4000K	
1800MM UGR<19						
LINK60-DL-CL1800-38W-830	35W	38W	3800lm	>80	3000K	80°
LINK60-DL-CL1800-38W-840	35W	38W	3960lm		4000K	
Downward and upward lighting						
Code	LED W	System W	System LM	CRI	CCT	Beam
1200MM UGR<19						
LINK60-UL-CL1200-38W-830	11W↑23W↓	13W↑25W↓	4230lm	>80	3000K	80°↓ 100°↑
LINK60-UL-CL1200-38W-840	11W↑23W↓	13W↑25W↓	4410lm		4000K	80°↓ 100°↑
1500MM UGR<19						
LINK60-UL-CL1500-47W-830	15W↑30W↓	16W↑31W↓	5230lm	>80	3000K	80°↓ 100°↑
LINK60-UL-CL1500-47W-840	15W↑30W↓	16W↑31W↓	5450lm		4000K	80°↓ 100°↑
1800MM UGR<19						
LINK60-UL-CL1800-58W-830	18W↑35W↓	20W↑38W↓	6460lm	>80	3000K	80°↓ 100°↑
LINK60-UL-CL1800-58W-840	18W↑35W↓	20W↑38W↓	6730lm		4000K	80°↓ 100°↑



# How to order

code ordering example:



## ⑥ CRI

<b>80</b>	CRI>80
<b>90</b>	CRI>90

## ⑦ CCT Colour temperature

<b>30</b>	Warm White 3000K
<b>40</b>	Neutral White 4000K

## ⑧ Dimming Type

<b>F</b>	ON-OFF
<b>A</b>	1-10V
<b>D</b>	Dali

## ⑨ Color

<b>BK</b>	RAL9005 Black	■
<b>WH</b>	RAL9016 White	□

All dimensions in the catalogue in mm